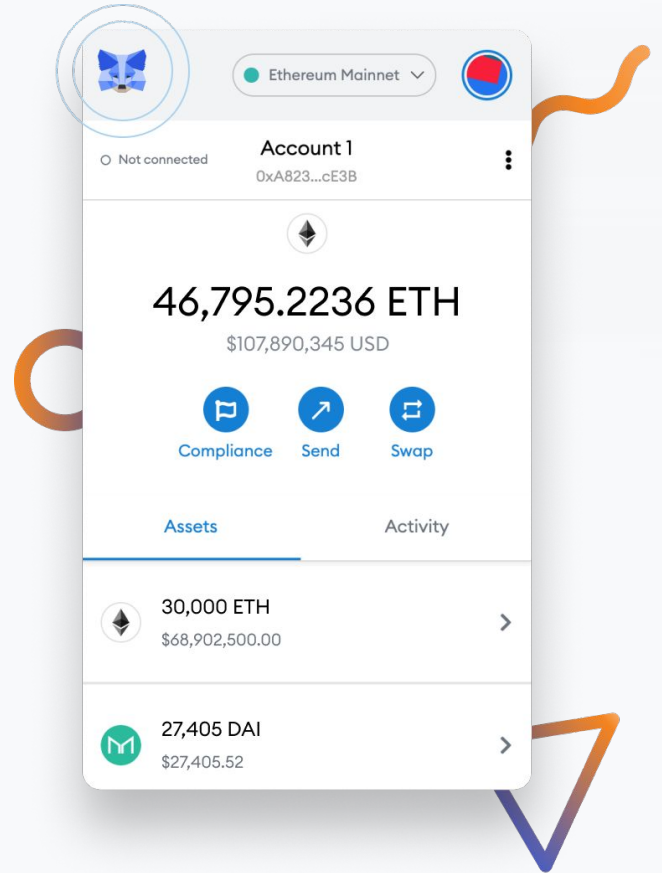




METAMASK | Institutional

The Web3 Wallet for Organizations

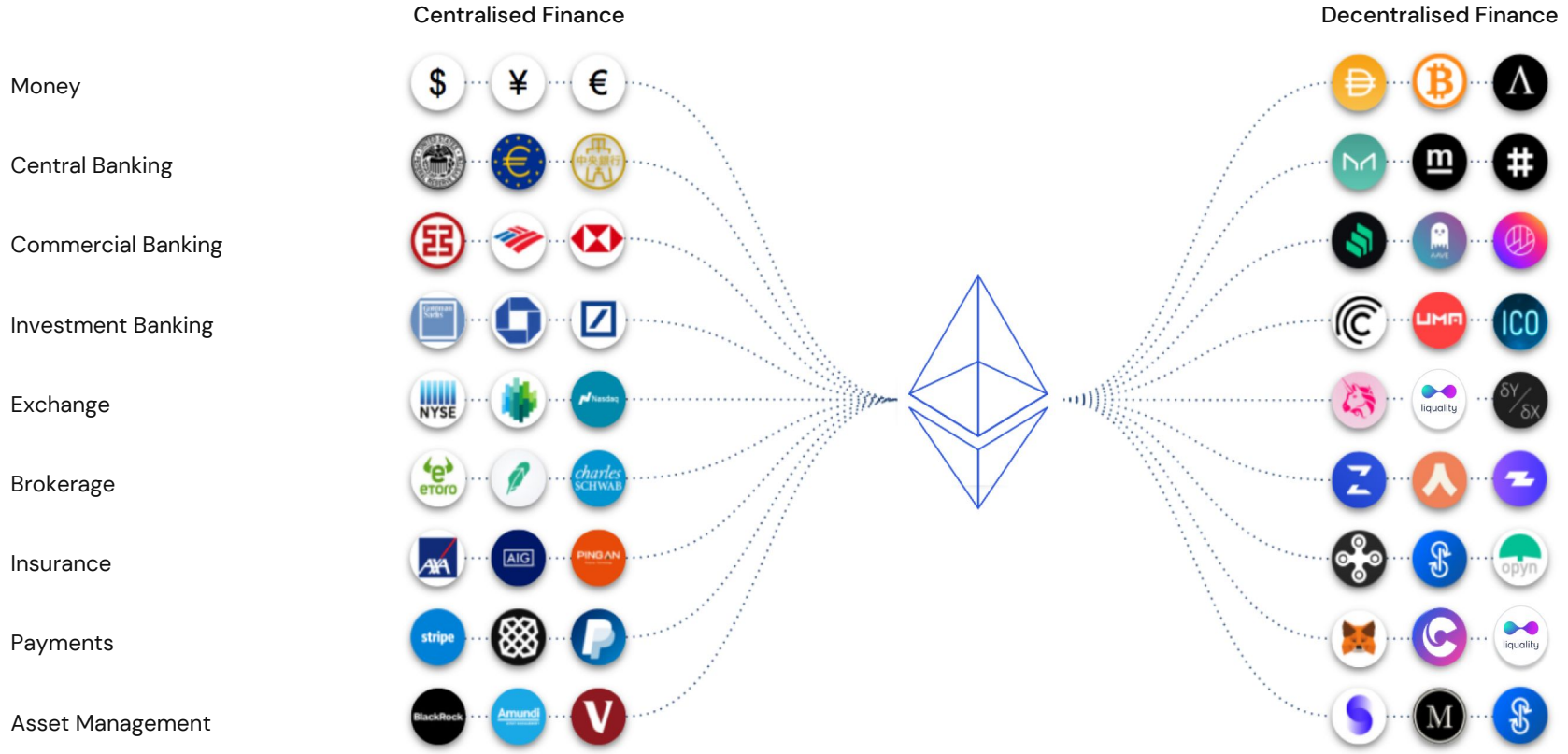


WHY WE EXIST

The Web3
ecosystem is
undergoing rapid
growth.

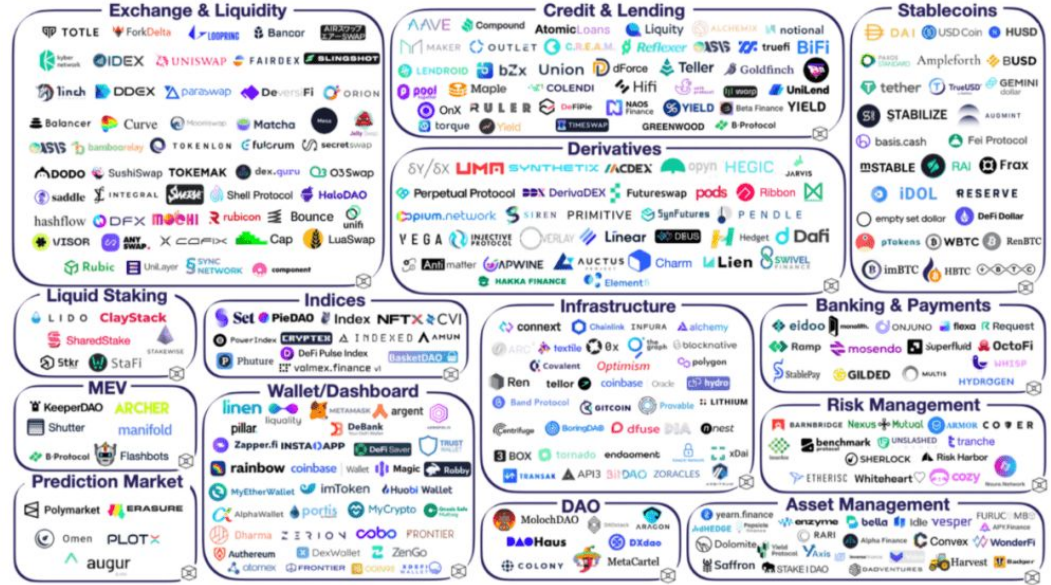
Funds, web3 builders, and all organizations increasingly seek exposure and access to the diverse opportunities that compose Web3.

The entire financial system is being rebuilt on web3





































The Ethereum DeFi ecosystem has surpassed \$55B in collateral

Cryptocurrency funds, VCs, web3 builders, and other organizations increasingly seek **exposure and access** to the diverse decentralized finance opportunities that compose Web3.



Source: The Block Research

NFTs are a rapidly growing market

Rank (By Volume All Time)“	Collectible (\$15.6B)	Game (\$5.4B)	Art (\$2.4B)	Sports (\$1.2B)	Metaverse (\$800M)	Utility (\$104M)	Music (\$66M)
1							
2							
3							
4							
5							

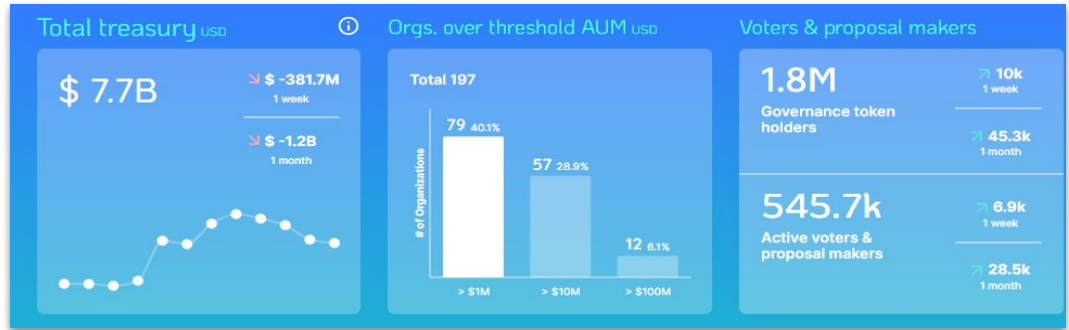
NFT VOLUME

61%
Collectables

21%
Games

10%
Art

Over 4000 DAOs are giving ownership to creators and builders




DAO LANDSCAPE

Curated by @CooopahTroopa • Pixels by Carlos/

DAO Operating Systems



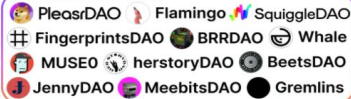
Investment DAOs



Grants DAO




Collector DAOs



Protocol DAOs



Service DAOs



Social DAOs



Media DAOs



Emre @n4motto

1/ DAO governance activity is exploding 🌟. In the last year, we have seen:

- 8.8x in # of DAOs
- 8.5x in # of proposals
- 8.3x in # of votes

2/ Here are 10+ key insights from @SnapshotLabs data on DAO governance

10:04 PM · Jun 8, 2022

Read the full conversation on Twitter

1K Reply Share

Read 31 replies

PROBLEM

Organizations face
difficulties accessing and
engaging in Web3

Inefficient processes result in multiple pain points

Time consuming processes that are prone to error



Step 1
Assets in cold storage



Step 2
Approve transfer to a hot wallet



Step 3
Connect hot wallet to MetaMask for transaction signing



Step 4
Connect hot wallet to Dapp



Step 5
Initiate transaction from hot wallet



Step 6
Sign transaction with MetaMask




Step 7
Broadcast to mainnet for mining



Transaction complete

MetaMask Institutional is an institution-compliant version of the world's leading web3 wallet, MetaMask.

Organizations trust us to manage their web3 access and engagement with institution-required security, operational efficiency, and compliance.



MISSION


To bridge all
organizations
into web3

We do this by fulfilling fundamental organizational needs.

Unrivaled Access to all of Web3

MetaMask serves over **30M monthly active users** and is integrated with almost every DeFi dapp.

Only we offer **direct access to over 17,000 venues for trading, staking, lending, borrowing, derivatives, asset management and bridging across EVM chains.**




We couple MetaMask's unrivaled web3 access—with institution-required security, and operational efficiency.



Multi-Chain Support for Custodial Accounts


We offer **custodial account access across EVM networks**.
Hello sidechains and L2s!

As our custodian partners roll out more EVM chain support,
users will automatically gain access to accounts on these
chains—enabling the **bridging of assets across chains**.



Leading Custody and Self-Custody Solutions

MetaMask Institutional is the only multi-custodial institutional Web3 wallet. We integrate with 11 custody and self-custody providers to help organizations **manage key storage, facilitate multi-sig transaction approvals, and optimize trade flows.**



Operational Efficiency

DeFi Investments with MetaMask Institutional



Step 1

Assets held by custodian



Step 2

Connect to Dapp.
Initiate and confirm the transaction with MetaMask Institutional



Step 3

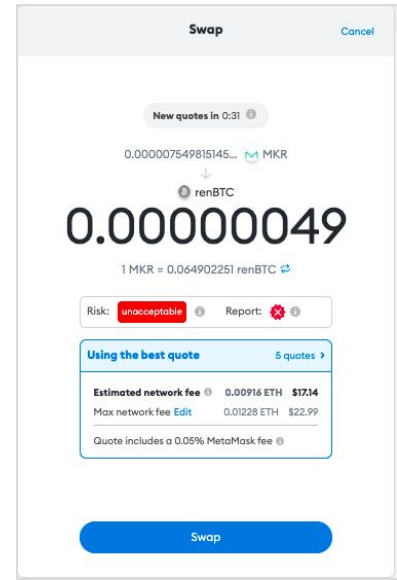
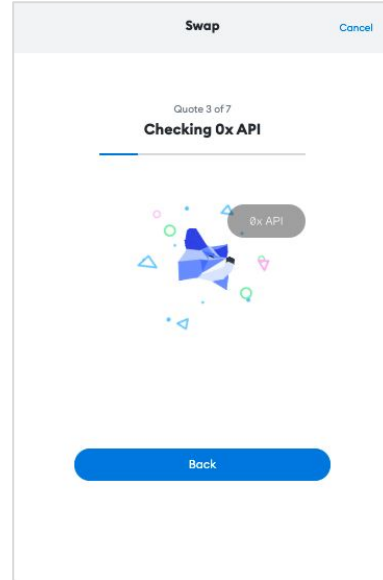
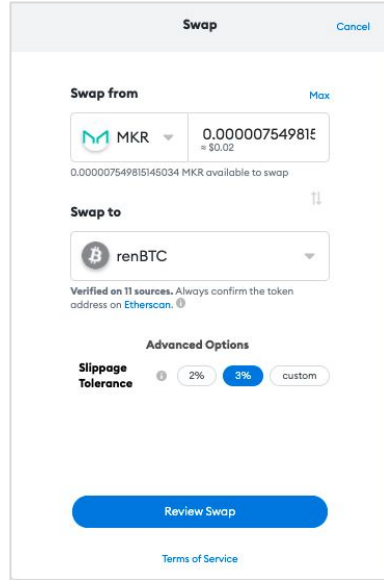
Transaction is sent to the custodian for approval before signing and broadcast to Mainnet



Transaction complete

Optimized Swaps

MetaMask Swaps provides the best price quote, coupled with optimal gas prices, the lowest failure rates, and the largest market depth.



Institutional Staking Marketplace

Staking is crucial to the security of the Ethereum ecosystem. For this reason, MetaMask Institutional seeks to facilitate broader institutional web3 participation by bringing together best-in-class staking service providers for a simple **one-click staking experience**.

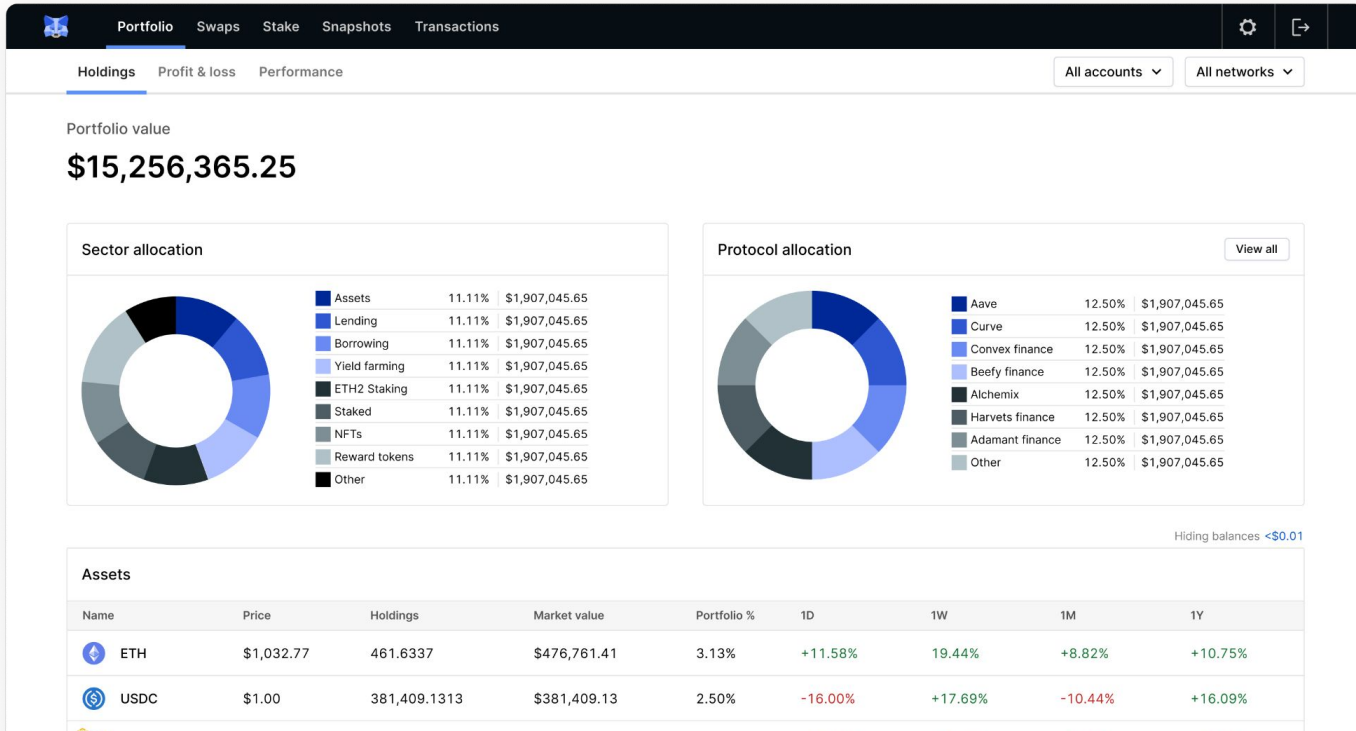


Staking

Staking provider	Historical Rewards Rate ⓘ	TVL	Certification	Infrastructure distribution ⓘ	Uptime ⓘ	
<input type="radio"/> ConsenSys Staking	5.83%	\$1B	SOC II Type 2	Multi-cloud Multi-region Multi-client	100%	Stake
<input type="radio"/> Blockdaemon	5.68%	\$431.89M	ISO 27001	Multi-cloud Multi-region Multi-client	100%	Stake
<input type="radio"/> Kiln	6.31%	\$547.77M	SOC II Type 2	Multi-client	100%	Stake
<input type="radio"/> Allnodes	6.21%	\$958.22M	-	Multi-cloud Multi-region	100%	Stake

The Web3 Portfolio Dashboard

Powerful web3 [institutional controls](#), [portfolio management](#), [digital asset monitoring](#), and [transaction reporting](#), all in one place.



The Web3 Portfolio Dashboard

Institutional Controls

Careful control over how your team and organization engage in web3

Team Management: Create an organization, add members, and automate onboarding.

Institutional Web3 Experience: See organization-wide portfolio views and transact as a team.

Team members
+ Add team member

Name	Role ⌵	Last login	
Chris Winston You <small>chris@mml.io</small>	Admin	13 Oct 2022, 17:24	...
shanet@mml.io	User	Invite sent	...
alejandro@mml.io	Admin	Invite sent	...

The Web3 Portfolio Dashboard

Portfolio Management

Web3 access and opportunities brought together in one dashboard

Swap

Swap crypto across multiple DEXs. We aggregate liquidity data so you can identify the best price quote with optimal gas prices, and transact with the lowest failure rates.


Stake


Stake ETH to earn rewards for securing the Ethereum network. We simplify vendor selection by integrating four institutional staking providers with advanced performance reporting.

Extended Web3 Interactions


The Dashboard supports the development of further features that will increase the scope of Web3 interactions possible within the dashboard interface.

Swap

 Account 1 0xd2e...b3f3


 Ethereum Mainnet

Token from

 ETH 15 = \$19,105.86


Balance: 1,238.3736 ETH


Token from

 USDC 19,105.86 = \$19,105.86 (-1.1%)


Swap

Stake

Select account 

 Account 1 0xd2e...b3f3

Staking amount

 ETH 96 = \$106,860.08

ETH balance: 142.5441 ETH

Confirm stake

The Web3 Portfolio Dashboard

Digital Asset Monitoring

A consolidated view of your organisation's web3 assets, including performance attribution

Web3 Focus

Monitor your organization's web3 assets across all EVM chains. See a breakdown of your organization's portfolio, including digital asset holdings, sector allocation, protocol allocation, performance, and historical transactions.

Performance Attribution

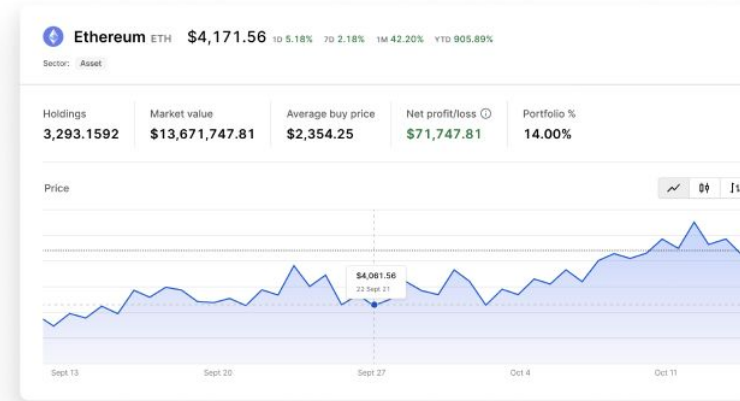
See performance and P&L attribution for all ERC-20 tokens and 10 of the largest DeFi protocols—Something only offered by MMI.

NFT Tracking

View detailed metrics for NFTs held across different custodians, wallets, accounts, and marketplaces.

Account Bundling

Group accounts to manage portfolios across your team and organization



Yield Farming

Name	Token balance	Unclaimed rewards	Market value	Portfolio %	1D returns	1W returns
USDC/wETH (0.05%) Uniswap V3	1,878.84 USDC 0.421 wETH	62.37 USDC \$51.26 0.051 wETH \$56.20	\$2,195.21	3.13%	-3.34%	-3.34%
UNI/wETH (0.03%) Uniswap V3	211.06 UNI 0.000 wETH	2.81 UNI \$13.35 0.013 wETH \$14.30	\$1,028.50	3.13%	-3.34%	-3.34%
wETH/MKR (0.3%) Uniswap V3	0.000 wETH 1.52 MKR	0.011 wETH \$11.54 0.02 MKR \$10.24	\$1,022.38	3.13%	-3.34%	-3.34%

#7189

Sector: NFTs Collection: Bored Ape Club Account: Account1

Estimated price \$348,916.00 123.5 ETH	Floor price \$297,016.01 OpenSea: 123.5 ETH LooksRare: 123.5 ETH XXY2: 123.5 ETH	Book cost \$122,354.25 47,7694 ETH	Net profit/loss \$248,916.00 82.81 ETH	Rarity rank 6309/10K View traits	Portfolio % 5.50%
---	---	---	---	---	-----------------------------

The Web3 Portfolio Dashboard

Transaction Reporting

Comprehensive asset coverage and streamlined transaction reporting to fund administrators, liquidity providers, and other stakeholders

Detailed Transaction Reporting

Report detailed holdings and transactions to stakeholders across 13 EVMs.

Transaction Classification

Classify transactions by distinguishing between transfers, bridges, fees, yield, the supply or removal of liquidity etc. Streamline reporting to third-parties.

Portfolio Snapshots

Generate a read-only view of your organization's holdings and transactions over a given timeframe. Share a link with third-parties to highlight valuation and transaction history.

All accounts ▾
All networks ▾

Snapshots

Weekly
Monthly
Quarterly

Snapshot date	Transaction dates	Link
4 Jun 2021, 23:59 UTC	29 May - 04 Jun	metamask-institutional.io/snapshot/example-link/1234
4 Jun 2021, 23:59 UTC	22 May - 28 May	metamask-institutional.io/snapshot/example-link/4567
4 Jun 2021, 23:59 UTC		
4 Jun 2021, 23:59 UTC		
4 Jun 2021, 23:59 UTC		

Transaction history

Mainnet, Polygon and Binance Smart Chain

Date ▾	Network	From to	Type	Flow	Amount	Fee
01 Nov 2021 11:23 EST	Ethereum Mainnet	From: Account 1 To: 0xd2...b3f3	Transfer	In	+313.93 ETH +19,740.86	-0.13 ETH -\$74.54
01 Nov 2021 11:23 EST	Avalanche	From: Account 1 To: 0xd2...b3f3	Transfer	Out	-10,500.1234 AVAX -\$89,740.86	-0.13 AVAX -\$40.86
01 Nov 2021 11:23 EST	Ethereum Mainnet	From: Account 1 To: 0xd2...b3f3	Fee	Out	-	-0.13 ETH -\$50.86
01 Nov 2021 11:23 EST	Ethereum Mainnet	From: Account 1 To: 0xd2...b3f3	Supply liquidity	Out	-40.0000 ETH -\$5,389,740.86	-0.23ETH -\$86.33
01 Nov 2021 11:23 EST	Ethereum Mainnet	From: Account 1 To: 0xd2...b3f3	Remove liquidity	In	+13.9300 ETH +\$9,740.86	-0.30 ETH -\$88.32
01 Nov 2021 11:23 EST	Polygon	From: Account 1 To: 0xd2...b3f3	Yield	In	+152.3023 USDC +\$152.30	-0.03 MATIC -\$0.86

One Wallet.
All of DeFi & Web3.

Get in touch

[Request Access](#)

[Read FAQ](#)

Appendix

MetaMask Institutional

The Web3 Wallet for Organizations

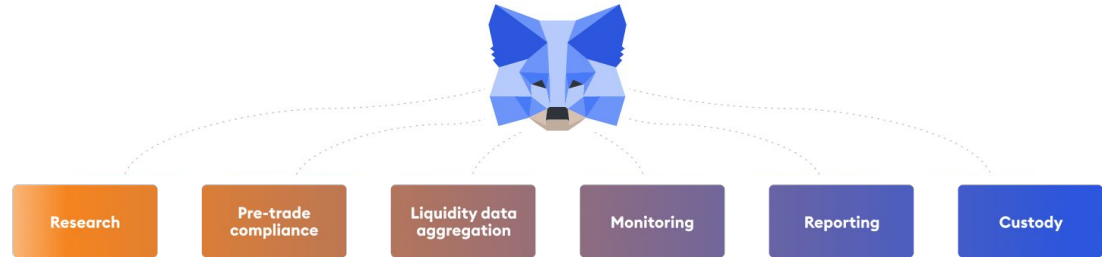
Unrivaled web3 access for funds, web3 builders, and all organizations

Trade, stake, borrow, lend, invest, bridge assets, and interact with over 17,000 web3 protocols and applications.

- **Leading custody and self-custody solutions** to manage key storage, facilitate multi-sig approvals, and optimize trade flows
- **Safe, secure, and efficient investment processes**
- **Enhanced web3 portfolio management** on the MMI dashboard

One Wallet. All of Web3.

metamask.io/institutions



The screenshot displays the MetaMask Institutional (MMI) dashboard. At the top, there are navigation tabs for Portfolio, Swaps, Stake, Snapshots, and Transactions. Below the navigation, there are tabs for Holdings, Profit & loss, and Performance. The main content area shows the Portfolio value as **\$15,256,365.25**. Below this, there are two donut charts: Sector allocation and Protocol allocation. The Sector allocation chart shows a breakdown of the portfolio into various categories like Assets, Lending, Borrowing, Yield farming, ETH2 Staking, Staked, NFTs, Reward tokens, and Other. The Protocol allocation chart shows the distribution across different protocols like Aave, Curve, Convex finance, Beefy finance, Alchemix, Harvets finance, and Adamant finance. At the bottom, there is a table titled 'Assets' showing the details of the portfolio's holdings, including Name, Price, Holdings, Market value, Portfolio %, and performance metrics for 1D, 1W, 1M, and 1Y.

Name	Price	Holdings	Market value	Portfolio %	1D	1W	1M	1Y
ETH	\$1,032.77	461.6337	\$476,761.41	3.13%	+11.58%	19.44%	+8.82%	+10.75%
USDC	\$1.00	281,409.1212	\$281,409.12	2.50%	-16.00%	+17.69%	-10.44%	+18.09%